Story 1

2025 Herndon Housing Public Survey Results

Welcome to the Town of Herndon Housing Survey Dashboard!

Use the arrows above to view each section of the dashboard. Each section includes dropdown menus you can use to filter the results.

In the fall of 2025, the Town of Herndon, in partnership with TPMA, conducted a community wide survey as a part of the ongoing Herndon Affordable Housing Study. The survey recieved nearly 400 submissions. The dashboard displays survey results, including demographics, housing trends and preferences, and opinions expressed surrounding housing development and policy.

Responses by Community

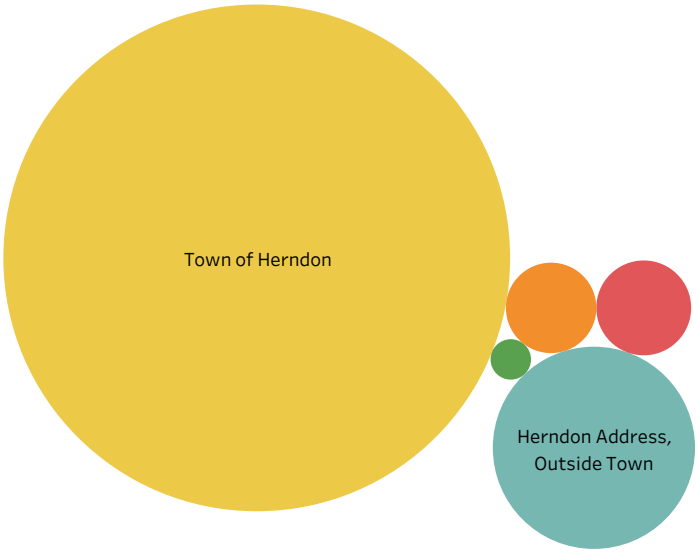

Story 1

Participant Demographics

Use the dropdowns to filter the visualizations

Tenure	Annual Household Income	Residency	Age
All	All	All	All

Resident	Non-Resident	No Response
80.9%	18.8%	0.3%

Language Spoken at Home

English	89.9%
Spanish	3.6%
Other Language	1.0%
No Response	5.4%

Household Size

1 Person	11.6%
2 People	39.3%
3 People	20.9%
4 People	17.1%
5 People	6.7%
6 People	3.1%
7 People	0.5%
No Response	0.8%

Age

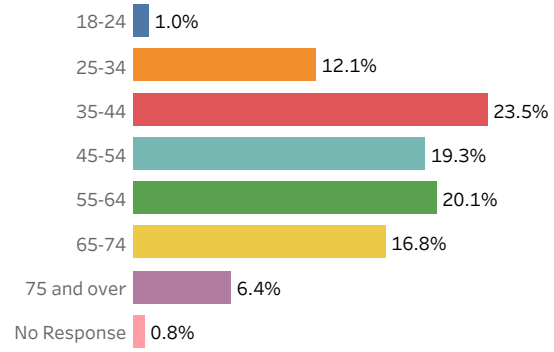

Household Income

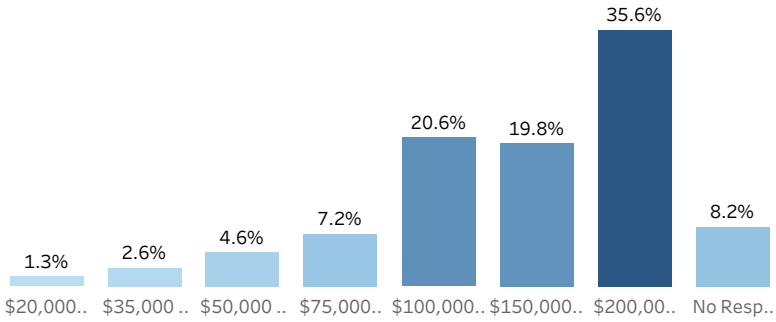

Story 1

Housing Trends

Use the dropdowns to filter the visualizations

Tenure	Annual Household Income	Residency	Age
All	All	All	All

Own	Rent	Other/No Response
83.2%	15.2%	1.5%

Years in Herndon

Less than 1 year	2.1%
1-5 years	17.8%
6-10 years	11.6%
More than 10 years	48.7%
No Response	19.8%

Current Housing Type

Single Family Detached	70.6%
Townhome	16.0%
Condominium	6.4%
Apartment	4.9%
Senior Housing	0.8%
Other	0.5%
No Response	0.8%

Have you had difficulty affording your housing costs in the last year?

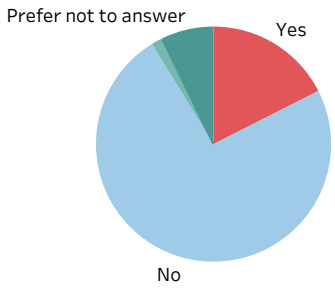

Are you having difficulty with the cost of maintaining your home?

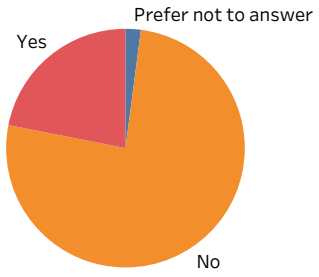

Story 1

Housing Preferences

Use the dropdowns to filter the visualizations

Tenure	Annual Household Income	Residency	Age
All	All	All	All

Crosstab of Affordability Challenges

	Yes	No	Prefer not to answer
Yes	11.8%	7.6%	2.6%
No	5.8%	67.0%	3.1%
Prefer not to answer	0.3%	0.3%	1.6%

Are you considering moving out of Herndon?

Yes 54.6% No 45.4%

Reasons Participants Consider Leaving Herndon

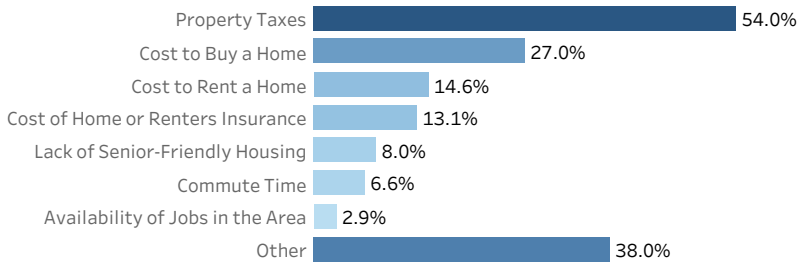

Individual Preferences for Future Housing Types

Single-Family/Detached	70.22%
Townhome	31.69%
Condominium	22.13%
Senior Housing	13.66%
Apartment	13.11%
Duplex	12.30%
Tiny Home/Accessory Dwelling Unit	10.93%
Other Housing Type	5.74%

Story 1

Housing Policy Preferences

Use the dropdowns to filter the visualizations

Tenure	Annual Household Income	Residency	Age
All	All	All	All

Support for new types of development in Herndon

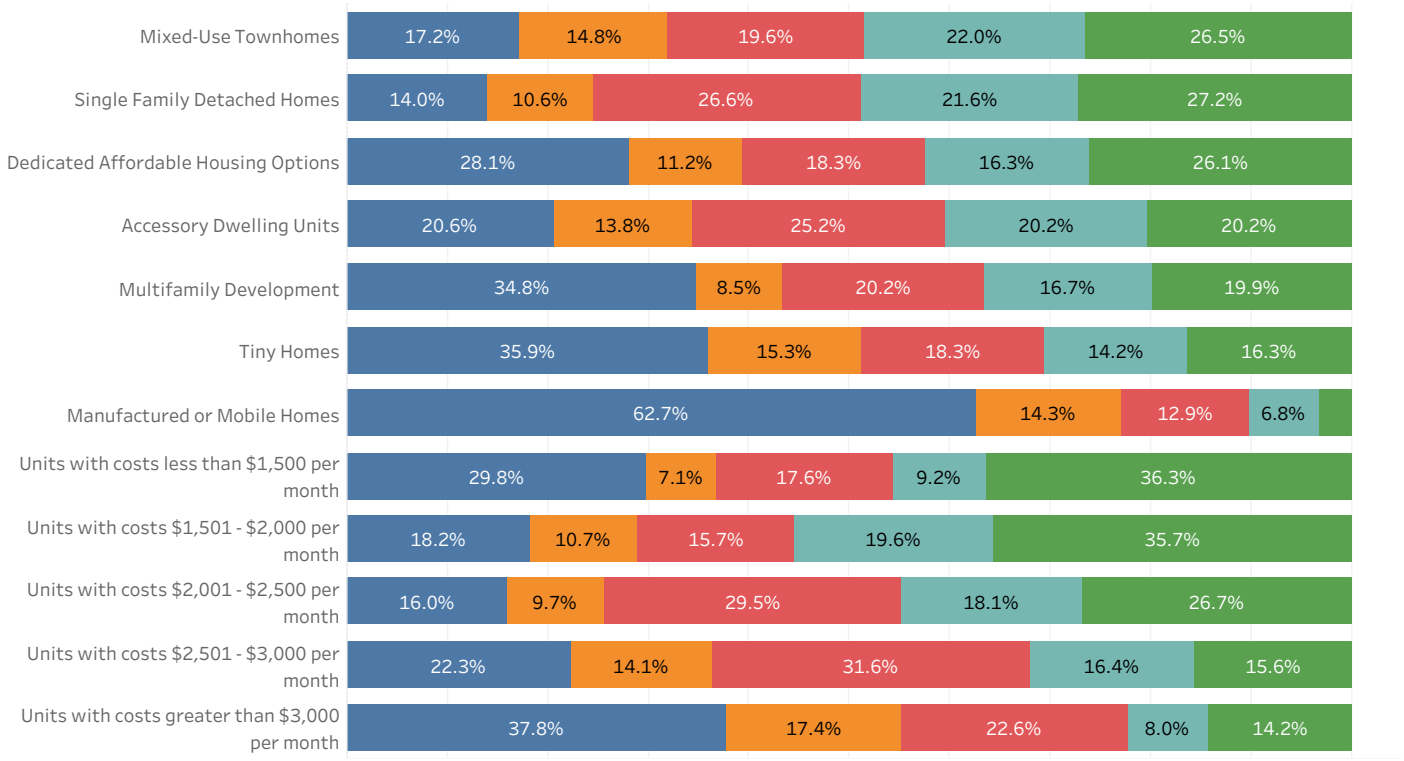

Story 1

Housing Policy Preferences

Use the dropdowns to filter the visualizations

Tenure	Annual Household Income	Residency	Age
All	All	All	All

Support for Housing and Development Policies

